

iShares Barclays Aggregate Bond Fund



All data as of June 30, 2010

Fund Description

The iShares Barclays Aggregate Bond Fund seeks investment results that correspond generally to the price and yield performance, before fees and expenses, of the total United States investment grade bond market as defined by the Barclays Capital U.S. Aggregate Bond Index ("the Index").

Index Description

The Barclays Capital U.S. Aggregate Bond Index provides a measure of the performance of the U.S. investment grade bonds market, which includes investment grade U.S. Government bonds, investment grade corporate bonds, mortgage pass-through securities and asset-backed securities that are publicly offered for sale in the United States. The securities in the Index must have at least 1 year remaining to maturity. In addition, the securities must be denominated in US dollars and must be fixed rate, nonconvertible, and taxable.

Fund Performance History as of June 30, 2010

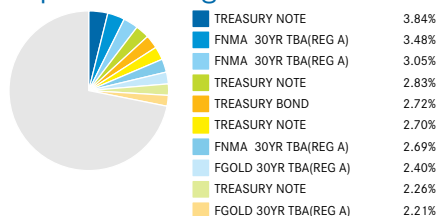
	Quarter	1 Year	3 Year	5 Year	10 Years	Since Fund Inception
Fund	3.57%	9.19%	7.41%	5.35%	n/a	5.13%
Index	3.49%	9.50%	7.55%	5.54%	6.47%	5.35%
After Tax Held	n/a	7.77%	5.79%	3.71%	n/a	3.62%
After Tax Sold	n/a	5.94%	5.37%	3.58%	n/a	3.49%
Market Price Returns	3.91%	9.11%	7.50%	5.33%	n/a	5.19%

The performance quoted represents past performance and does not guarantee future results. Investment return and principal value of an investment will fluctuate so that an investor's shares, when sold or redeemed, may be worth more or less than the original cost. Current performance may be lower or higher than the performance quoted. Performance data current to the most recent month end may be obtained by calling toll-free 1-800-iShares (1-800-474-2737) or by visiting www.iShares.com.

After Tax Held Returns represent return after taxes on distributions. Assumes shares have not been sold. After Tax Sold Returns represent the return after taxes on distributions and the sale of fund shares. Returns are average annualized total returns, except those for periods of less than one year, which are cumulative. Market returns are based upon the midpoint of the bid/ask spread at 4:00 PM Eastern time (when NAV is normally determined for most iShares Funds), and do not represent the returns you would receive if you traded shares at other times.

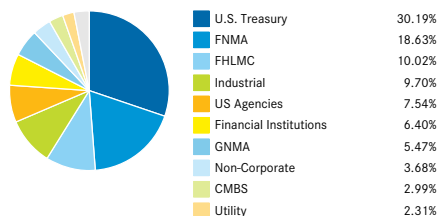
Performance information for the Index assumes reinvestment of all income and excludes management fees, transaction costs and expenses. After-tax returns are calculated using the historical highest individual federal marginal income tax rates and do not reflect the impact of state and local taxes. Actual after-tax returns depend on the investor's tax situation and may differ from those shown. The after-tax returns shown are not relevant to investors who hold their fund shares through tax-deferred arrangements such as 401(k) plans or individual retirement accounts.

Top Ten Holdings



Holdings are subject to change.

Sector Breakdown



Fund Details

Ticker	AGG
Inception Date	09/22/03
Management Fees	0.20%
Acquired Fund Fees & Expenses [†]	0.04%
Total Annual Fund Operating Expenses [*]	0.24%
IOPV Ticker	AGG.IV
CUSIP	464287226
Stock Exchange	NYSE Arca
Net Assets	\$12.22 Billion
Adjusted Duration	4.14 Years
Wt Avg Maturity	5.84 Years
# of Holdings	355

IOPV, or Indicative Optimized Portfolio Value, is a calculation disseminated by the stock exchange that approximates the Fund's NAV every fifteen seconds throughout the trading day.

[†] "Acquired Fund Fees and Expenses" reflect the Fund's pro rata share of the indirect fees and expenses incurred by investing in one or more acquired funds, such as mutual funds, business development companies or other pooled investment vehicles. Acquired Fund Fees and Expenses are reflected in the prices of the acquired funds and thus included in the total returns of the Fund.

^{*} The total annual operating expenses of the iShares Barclays Aggregate Bond Fund include "acquired fund fees and expenses" which are related to the fund's investments in the BlackRock Cash Funds: Prime (the "money market fund"). "Acquired fund fees and expenses" represent the fund's pro rata share of the fees and expenses charged by the money market fund and may vary based on the fund's allocation of assets to the annualized net expenses of the money market fund. Annual operating expenses do not include the effect of interest earned by investments in the money market fund, which is expected to offset the money market fund's fees and expenses.

Index Characteristics

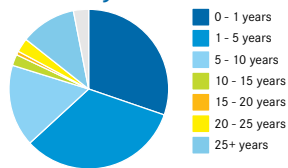
Adjusted Duration	4.21 Years
Wt Avg Maturity	6.47 Years
Wt Avg Coupon	4.46%
Wt Avg Price	\$106.59
# of Holdings	8,211

iShares Barclays Aggregate Bond Fund



All data as of June 30, 2010

Maturity Breakdown



Credit Ratings

S&P/Moody's	S&P/ Moody's
U.S. Gov't and Agency	37.16%/37.16%
AAA/Aaa	38.53%/38.39%
AA+/Aa1	0.85%/0.53%
AA/Aa2	0.98%/2.13%
AA-/Aa3	0.70%/0.94%
A+/A1	3.09%/2.31%
A/A2	5.12%/3.82%
A-/A3	2.27%/2.90%
BBB+/Baa1	2.67%/2.68%
BBB/Baa2	2.30%/2.53%
BBB-/Baa3	2.84%/2.08%
BB+/Ba1	0.13%/0.24%
BB/Ba2	0.04%/0.07%
BB-/Ba3	0.00%/0.00%
B+/B1	0.00%/0.00%
B/B2	0.00%/0.00%
B-/B3	0.00%/0.00%
CCC+/Caa1	0.00%/0.00%
CCC/Caa2	0.00%/0.00%
CCC-/Caa3	0.00%/0.00%
CC/Ca	0.00%/0.00%
C/C	0.00%/0.00%
Cl/-	0.00%/-
R/-	0.00%/-
SD/-	0.00%/-
D/-	0.00%/-
Not Rated	0.24%/1.15%
Other	3.08%/3.07%

Agency and Government consists of securities that are issued by the U.S. Treasury or U.S. Government Agencies and are not rated by S&P or Moody's.

"Other" applies to securities for which ratings are not available.

The iShares Funds ("Funds") are distributed by SEI Investments Distribution Co. ("SEI"). BlackRock Fund Advisors ("BFA") serves as the investment advisor to the Funds. BFA is a subsidiary of BlackRock Institutional Trust Company, N.A., neither of which is affiliated with SEI.

Investing involves risk, including possible loss of principal.

An investment in the fund(s) is not insured or guaranteed by the Federal Deposit Insurance Corporation or any other government agency.

Bonds and bond funds will decrease in value as interest rates rise.

Shares of iShares Funds are bought and sold at market price (not NAV) and are not individually redeemed from the Fund. Brokerage commissions will reduce returns.

The iShares Funds are not sponsored, endorsed or issued by Barclays Capital. This company does not make any representation regarding the advisability of investing in the Funds. Neither SEI, nor BlackRock Institutional Trust Company, N.A., nor any of their affiliates, are affiliated with the companies listed above.

Carefully consider the iShares Funds' investment objectives, risk factors and charges and expenses before investing. This and other information can be found in the Funds' prospectuses, which may be obtained by calling 1-800-iShares (1-800-474-2737) or by visiting www.iShares.com. Read the prospectus carefully before investing.

©2010 BlackRock Institutional Trust Company, N.A. All rights reserved. iShares® is a registered trademark of BlackRock Institutional Trust Company, N.A. All other trademarks, servicemarks or registered trademarks are the property of their respective owners.

Not FDIC Insured • No bank guarantee • May lose value

BLACKROCK

iS-1738-1209 iS-AGG-F0610